



## Arman Financial Services Limited

501-504, SAKAR III, OPP. OLD HIGH COURT, OFF ASHRAM ROAD, AHMEDABAD-380 014. GUJARAT, INDIA  
PH. : +91-79-40507000, 27541989 e-mail : finance@armanindia.com Web : www.armanindia.com CIN : L55910GJ1992PLC018623

Date: May 30, 2023


To, BSE Limited P. J. Tower, Dalal Street, Mumbai-400001	To, National Stock Exchange of India Limited "Exchange Plaza" C-1, Block G, Bandra Kurla Complex, Bandra, Mumbai- 400051
<b>Script Code: 531179</b> <b>ISIN: INE109C01017</b>	<b>Symbol: ARMANFIN</b> <b>Series: EQ</b>

Dear Sir,

**Sub: Outcome of Board Meeting, pursuant to Regulation 30 of SEBI (Listing Obligations and Disclosure Requirements) Regulations, 2015.**

This is to inform you that Board of Directors of the Company in their meeting held today i.e. May 30, 2023, inter alia, have considered and approved the following:

1. The audited standalone and consolidated financial results of the Company for the quarter and year ended March 31, 2023 along with the Audit Report. Please find attached the standalone / consolidated financial results together with the Auditors Report thereon in accordance with Regulation 33 and 52 of SEBI (Listing Obligations and Disclosure Requirements) Regulations, 2015;
2. Re-appointment of Mr. Alok Prasad (DIN: 00080225) as an Independent Director of the Company for a second term of 5 (Five) years effective from August 1, 2023, based on the recommendation of the Nomination and Remuneration Committee, (Profile of Mr. Alok Prasad is set out in 'Annexure I' enclosed herewith). This re-appointment is subject to approval of members through postal ballot process.
3. the "Arman Employee Stock Option Plan 2023 ("ESOP Plan 2023")", pursuant to applicable provisions, if any, of the Companies Act, 2013 and SEBI (Share Based Employee Benefits and Sweat Equity) Regulations, 2021 ("SEBI Regulations"), subject to the approval of the Shareholders through postal ballot process.
4. Approved the resignation of Mr. Srinivasaraghavan S., Chief Risk Officer of the Company due to his personal reasons and he will be relieved from his duties effective end of the business hours of June 15, 2023.





## Arman Financial Services Limited

501-504, SAKAR III, OPP. OLD HIGH COURT, OFF ASHRAM ROAD, AHMEDABAD-380 014. GUJARAT, INDIA  
PH. : +91-79-40507000, 27541989 e-mail : finance@armanindia.com Web : www.armanindia.com CIN : L55910GJ1992PLC018623


5. Declaration of C.F.O. regarding unmodified opinion on the aforesaid Financial Results is attached.


The Meeting commenced at 4:00 p.m. and concluded at 5:40 p.m.

Thanking You

Yours faithfully,

For, Arman Financial Services Limited

  
Jayendra Patel  
Vice Chairman & Managing Director  
(DIN: 00011814)






## Arman Financial Services Limited

501-504, SAKAR III, OPP. OLD HIGH COURT, OFF ASHRAM ROAD, AHMEDABAD-380 014. GUJARAT, INDIA  
PH. : +91-79-40507000, 27541989 e-mail : finance@armanindia.com Web : www.armanindia.com CIN : L55910GJ1992PLC018623

### Annexure-I

#### Re-appointment of Mr. Alok Prasad (DIN: 00080225) as an Independent Director

Name of Director	Mr. Alok Prasad
Reason for change viz. re-appointment, <del>resignation, removal, death or otherwise</del>	Mr. Alok Prasad has been re-appointed as an Independent Director of the Company.
Date of re-appointment / cessation (as applicable) and term of re-appointment	<b>Re-appointment</b> – effective from August 1, 2023 <b>Term</b> – for a period of 5 (Five) years effective from August, 1 2023, upto July 31, 2028, subject to approval of members through postal ballot process.
Expertise / Brief Resume	<b>Expertise:</b> Banking & Finance <b>Brief Profile:</b> Mr. Alok Prasad is a veteran banker with over 40 years of regulatory, banking, and financial services experience. He is regarded as an expert for financial inclusion and more broadly, access to finance matters. Currently, he is connected with a number of Banks and NBFCs as a Strategic Adviser and Board Member.  From 2010-15, Mr. Prasad was the Founder Chief Executive Officer of Microfinance Institutions Network (MFIN), the premier industry body and Self-Regulatory Organisation (SRO) for Microfinance Institutions (MFIs) in India. Prior to that, he held very senior positions at the Reserve Bank of India (RBI), National Housing Bank (NHB) and Citibank.  Amongst his many accomplishments in his career, Mr. Prasad steered the Microfinance industry through its crisis phase. The subsequent mainstreaming of MFIs and their integration into the national financial architecture was an outcome of the advocacy work and constructive policy level engagement by MFIN under his leadership. Mr. Prasad is an expert in connecting the Government & Regulatory world with that of the private sector and has served on a number of committees of the Ministry of Finance, Govt of India.  From 2013-15, Mr. Prasad also served as the Chairperson of South Asia Micro-entrepreneurs Network (SAMN).
Disclosure of relationships between directors (in case of appointment of a director)	Mr. Alok Prasad is not related to any Director or Key Managerial Personnel of the Company.





# ***talati & talati llp***

*Chartered Accountants*

**Independent Auditor's Report on Consolidated Financial Results of Arman Financial services limited pursuant to the requirements of Regulation 33 and 52 of the SEBI (Listing Obligations and Disclosure Requirements) Regulations, 2015, as amended ("Listing Regulations").**

---

To  
The Board of Directors of  
**ARMAN FINANCIAL SERVICES LIMITED**

Report on the Audit of the Consolidated Financial Results

## **OPINION**

1. We have audited the accompanying statement of consolidated financial results of **ARMAN FINANCIAL SERVICES LIMITED** ("the Parent") and its subsidiary **NAMRA FINANCE LIMITED** ("the subsidiary") [Parent and Subsidiary together referred to as "the Group"] for the quarter ended on March 31, 2023 and the year-to-date results for the period from April 1, 2022 to March 31, 2023 ("the Statement"), being submitted by the Parent pursuant to the requirements of Regulation 33 and 52 of the SEBI (Listing Obligations and Disclosure Requirements) Regulations, 2015 as amended ("Listing Regulations").
2. In our opinion and to the best of our information and according to the explanations given to us and based on the considerations of reports of other auditor on separate audited financial results of the subsidiary, the consolidated Financial Results for the year ended on March 31, 2023:
  - 2.1. includes the results of the **NAMRA FINANCE LIMITED** ("the subsidiary");
  - 2.2. is presented in accordance with the requirements of Regulation 33 and 52 Listing Regulations in this regard; and
  - 2.3. gives a true and fair view, in conformity with the recognition and measurement principles laid down in the applicable Indian Accounting Standards ("Ind AS"), and other accounting principles generally accepted in India, of the consolidated net profit and other comprehensive income and loss and other financial information for the quarter ended March 31, 2023 and for the year to date period from April 1, 2022 to March 31, 2023.


## **BASIS OF OPINION**

3. We conducted our audit in accordance with the Standards on Auditing (SAs) specified under section 143(10) of the Act. Our responsibilities under those Standards are further described in the Auditor's Responsibility for the Audit of the Consolidated Financial results section of our report. We are independent of the Group in accordance with the Code of Ethics issued by the Institute of Chartered Accountants of India (ICAI) together with the ethical requirements that are relevant to our audit of the Consolidated Financial Statements under the provisions of the Act and the Rules made thereunder, and we have fulfilled our other ethical responsibilities in accordance with these

Talati & Talati LLP, a Limited Liability Partnership bearing LLP identification NO. AAO-8149

AMBICA CHAMBERS, NEAR OLD HIGH COURT, NAVRANGPURA, AHMEDABAD 380 009.  
TEL. : 2754 4571 / 72 / 74, www.talatiandtlati.com

Also at : **VADODARA** (0265) 235 5053 / 73 • **SURAT** (0261) 236 1236 • **ANAND** (02692) 656 405  
**MUMBAI** (022) 2683 3041 / 42 • **DELHI** (011) 3255 3900 • **KOCHI** (0484) 640 0102



requirements and the Code of Ethics. We believe that the audit evidence obtained by us is sufficient and appropriate to provide a basis for our audit opinion.

#### **MANAGEMENT'S RESPONSIBILITIES FOR CONSOLIDATED FINANCIAL RESULTS**

4. The results is prepared on the basis of the Consolidated Annual Financial Results. The Parent's Board of Directors are responsible for the preparation and presentation of the consolidated results for the year ended March 31, 2023 that give true and fair view of the net profit and other comprehensive income/Loss and other financial information in accordance with the recognition and measurement principles laid down in Ind AS prescribed under section 133 of the Act read with relevant rules issued thereunder and other accounting principles generally accepted in India and in compliance with the Regulation 33 and 52 Listing Regulations.
5. The respective Board of Directors of the companies included in the group are responsible for the maintenance of adequate accounting records in accordance with the provisions of the Act for safeguarding the assets of the Group and for preventing and detecting frauds and other irregularities; selection and application of appropriate accounting policies; making judgements and estimates that are reasonable and prudent; and the design, implementation and maintenance of adequate financial controls that were operating effectively for ensuring the accuracy and completeness of the accounting records, relevant to the preparation and presentation of the respective financial results that give a true and fair view and are free from material misstatement, whether due to fraud or error, which have been used for the purpose of preparation of Consolidated Financial Results by the Directors of the Parent, as aforesaid.
6. In preparing the Consolidated financial results, the respective Board of Directors of the Company and of its subsidiary are responsible for assessing the ability of the Parent and of its subsidiary to continue as a going concern, disclosing, as applicable, matters related to going concern and using the going concern basis of accounting unless the respective Board of Directors either intends to liquidate the Company or to cease operations, or has no realistic alternative but to do so.
7. The respective Board of Directors of the Company and of its subsidiary are responsible for overseeing the financial reporting process of the Company and of its subsidiary.

#### **AUDITOR'S RESPONSIBILITIES**

8. Our objectives are to obtain reasonable assurance about whether the consolidated financial results for the year ended on March 31, 2023 as a whole are free from material misstatement, whether due to fraud or error, and to issue an auditor's report that includes our opinion. Reasonable assurance is a high level of assurance, but is not a guarantee that an audit conducted in accordance with SAs will always detect a material misstatement when it exists. Misstatements can arise from fraud or error and are considered material if, individually or in the aggregate, they could reasonably be expected to influence the economic decisions of users taken on the basis of these Standalone financial results.
9. As part of an audit in accordance with SAs, we exercise professional judgment and maintain professional skepticism throughout the audit. We also:
  - 9.1 Identify and assess the risks of material misstatement of the financial results, whether due to fraud or error, design and perform audit procedures responsive to those risks, and obtain



audit evidence that is sufficient and appropriate to provide a basis for our opinion. The risk of not detecting a material misstatement resulting from fraud is higher than for one resulting from error, as fraud may involve collusion, forgery, intentional omissions, misrepresentations, or the override of internal control.

- 9.2 Obtain an understanding of internal control relevant to the audit in order to design audit procedures that are appropriate in the circumstances. But not for the purpose of expressing an opinion on effectiveness of such controls.
  - 9.3 Evaluate the appropriateness of accounting policies used and the reasonableness of accounting estimates and related disclosures made by the management.
  - 9.4 Conclude on the appropriateness of the Board of Directors' use of the going concern basis of accounting and, based on the audit evidence obtained, whether a material uncertainty exists related to events or conditions that may cast significant doubt on the Group's ability to continue as a going concern. If we conclude that a material uncertainty exists, we are required to draw attention in our auditor's report to the related disclosures in the Consolidated financial results or, if such disclosures are inadequate, to modify our opinion. Our conclusions are based on the audit evidence obtained up to the date of our auditor's report. However, future events or conditions may cause the Group to cease to continue as a going concern.
  - 9.5 Evaluate the overall presentation, structure and content of the consolidated financial results, including the disclosures, and whether the consolidated financial results represent the underlying transactions and events in a manner that achieves fair presentation.
  - 9.6 Obtain sufficient and appropriate audit evidence regarding the Annual Consolidated Financial Results of the entities within the Group to express an opinion on the Annual consolidated Financial Results. We are responsible for the direction, supervision and performance of the audit of financial information of the parent included in the Annual Consolidated Financial Results of which we are the independent auditors. For the other entity Included in the Annual Consolidated Financial Results, which have been audited by the other auditors, such other auditors remain responsible for the direction, supervision and performance of the audits carried out by them. We remain solely responsible for our audit opinion.
10. We communicate with those charged with governance regarding, among other matters, the planned scope and timing of the audit and significant audit findings, including any significant deficiencies in internal control that we identify during our audit.
  11. We also provide those charged with governance with a statement that we have complied with relevant ethical requirements regarding independence, and to communicate with them all relationships and other matters that may reasonably be thought to bear on our independence, and where applicable, related safeguards.

#### **OTHER MATTERS**

12. We did not audit the financial information of a subsidiary included in the consolidated financial results, whose financial information (before consolidation adjustments) reflects total assets of Rs.1,67,776.24 lacs as at March 31, 2023 and total revenues (Including Other Income) of Rs.




12,212.35 lacs and Rs. 33,151.53 lacs for the quarter and year ended on March 31, 2023 respectively, total net profit after tax of Rs. 2,952.70 lacs and Rs. 6,719.76 lacs for the quarter and year ended March 31, 2023 respectively, total comprehensive income of Rs. 2,762.29 lacs and Rs. 6,356.24 lacs for the quarter and year ended on March 31, 2023 and net cash outflow of Rs.1973.01 lacs for the year ended on March 31, 2023, as considered in the consolidated Financial Results. The independent auditor's reports on financial information of this entity has been furnished to us and our opinion on the consolidated financial results, in so far as it relates to the amounts and disclosures included in respect of these entities, is based solely on the report of such auditors and the procedures performed by us are as stated in paragraph above.

13. The Consolidated Financial Results includes the results for the quarter ended March 31, 2023 being the balancing figure between the audited figures in respect of the full financial year and the published unaudited year to date figures up to the third quarter of the current financial year which were subject to limited review by auditors. Our opinion is not modified in respect of this matter.

Place: Ahmedabad

Date: May 30, 2023

UDIN: 23188150 B6Q4G09060



**For Talati and Talati LLP**  
**Chartered Accountants**  
FRN: 110758W/W100377

A handwritten signature in black ink, appearing to read "K. U. Talati".

CA Kushal U. Talati  
Partner  
Membership No. 188150



## ARMAN FINANCIAL SERVICES LIMITED


Reg. off: 502-503, SAKAR III, OPP. OLD HIGH COURT, AHMEDABAD-380014

CIN:L55910GJ1992PLC018623; Ph-079-40507000; E-mail: finance@armanindia.com; Website: www.armanindia.com

### STATEMENT OF CONSOLIDATED AUDITED FINANCIAL RESULTS FOR THE QUARTER / YEAR ENDED ON MARCH 31, 2023

(Rs. In Lakhs except per share data)

Sr.No.	Particulars	Quarter Ended			Year Ended	
		31.03.2023	31.12.2022	31.03.2022	31.03.2023	31.03.2022
		Refer Note-6	Unaudited	Refer Note-6	Audited	Audited
<b>1</b>	<b>Income from operations</b>					
	a. Revenue from Operations					
	i. Interest Income	12,845.96	9,192.19	6,657.61	38,672.03	22,056.71
	ii. Gain on assignment of financial assets	1,210.77	666.84	579.07	1,877.61	579.07
	iii. Fees and Commission Income	524.91	451.32	192.51	1,640.12	698.28
	iv. Net Gain on Fair Value Changes	349.60	(6.48)	152.25	200.36	166.50
	<b>Total revenue from Operations</b>	<b>14,931.24</b>	<b>10,303.87</b>	<b>7,581.44</b>	<b>42,390.12</b>	<b>23,500.56</b>
	b. Other Income	0.34	-	-	0.34	0.00
	<b>Total Income</b>	<b>14,931.59</b>	<b>10,303.87</b>	<b>7,581.44</b>	<b>42,390.47</b>	<b>23,500.56</b>
<b>2</b>	<b>Expenses</b>					
	a. Finance cost	6,331.04	4,404.29	2,470.34	17,199.63	8,945.03
	b. Impairment losses on financial assets	1,401.09	922.16	1,074.83	4,473.22	3,733.18
	c. Employees benefits expense	1,418.12	1,405.60	1,181.61	5,465.29	4,185.26
	d. Depreciation and amortisation expense	30.99	31.10	33.94	115.49	95.27
	e. Other expenses	866.90	601.66	613.07	2,641.47	1,989.99
	<b>Total Expenses</b>	<b>10,048.14</b>	<b>7,364.81</b>	<b>5,373.79</b>	<b>29,895.10</b>	<b>18,948.74</b>
<b>3</b>	<b>Profit / (Loss) before an Exceptional and Tax (1-2)</b>	<b>4,883.45</b>	<b>2,939.06</b>	<b>2,207.65</b>	<b>12,495.37</b>	<b>4,551.82</b>
<b>4</b>	<b>Exceptional Items</b>	-	-	-	-	-
<b>5</b>	<b>Profit / (Loss) before Tax (3 - 4)</b>	<b>4,883.45</b>	<b>2,939.06</b>	<b>2,207.65</b>	<b>12,495.37</b>	<b>4,551.82</b>
<b>6</b>	<b>Tax Expense (net)</b>					
	- Current tax	843.50	707.50	445.00	2,832.90	1,495.10
	- Short / (excess) Provision of Income Tax of earlier years	15.10	-	0.28	15.10	0.28
	- Deferred tax liability / (asset)	404.90	34.03	134.31	266.24	(115.84)
	<b>Net Tax Expenses</b>	<b>1,263.50</b>	<b>741.53</b>	<b>579.59</b>	<b>3,114.24</b>	<b>1,379.54</b>
<b>7</b>	<b>Profit for the period / year from continuing operations (5-6)</b>	<b>3,619.95</b>	<b>2,197.53</b>	<b>1,628.06</b>	<b>9,381.13</b>	<b>3,172.28</b>
<b>8</b>	<b>Profit / (loss) from discontinued operations</b>	-	-	-	-	-
<b>9</b>	<b>Tax expense of discontinued operations</b>	-	-	-	-	-
<b>10</b>	<b>Profit / (loss) from discontinued operations (after tax) (8-9)</b>	-	-	-	-	-
<b>11</b>	<b>Profit for the period / year (7+10)</b>	<b>3,619.95</b>	<b>2,197.53</b>	<b>1,628.06</b>	<b>9,381.13</b>	<b>3,172.28</b>
<b>12</b>	<b>Other comprehensive income / (loss)</b>					
	(a) (i) Items that will not be reclassified to profit and loss					
	- Remeasurement of Defined Benefit Obligations	(48.31)	0.57	(13.93)	(46.60)	2.28
	(ii) Income tax relating to items that will not be reclassified to profit and loss	12.16	(0.14)	3.51	11.73	(0.57)
	<b>Sub Total (a)</b>	<b>(36.15)</b>	<b>0.43</b>	<b>(10.42)</b>	<b>(34.87)</b>	<b>1.71</b>
	(b) (i) Items that will be reclassified to profit and loss					
	- Fair valuation gain / (loss) on financial instruments measured at FVOCI	(311.29)	(95.64)	(747.94)	(596.00)	(790.66)
	(ii) Income tax relating to items that will be reclassified to profit and loss	-78.40	23.82	188.24	150.00	198.99
	<b>Sub Total (b)</b>	<b>(232.89)</b>	<b>(71.82)</b>	<b>(559.70)</b>	<b>(446.00)</b>	<b>(591.67)</b>
	<b>Net Other comprehensive income / (loss) (a)+(b)</b>	<b>(269.04)</b>	<b>(71.39)</b>	<b>(570.12)</b>	<b>(480.87)</b>	<b>(589.96)</b>
<b>13</b>	<b>Total Comprehensive Income</b>	<b>3,350.90</b>	<b>2,126.14</b>	<b>1,057.94</b>	<b>8,900.25</b>	<b>2,582.32</b>
	<b>Paid up Equity Share capital (face value of Rs. 10/-)</b>	<b>849.23</b>	<b>849.23</b>	<b>849.16</b>	<b>849.23</b>	<b>849.16</b>
<b>14</b>	<b>Earnings per share (of Rs. 10/- Each)(Not Annualised)</b>					
	(a) Basic EPS	42.63	25.88	19.17	110.47	37.36
	(b) Diluted EPS	39.47	25.87	19.16	107.28	37.35






## Notes

- 1 These Audited financial results of Arman Financial Services Limited (the "Parent") and its subsidiary (collectively referred to as the "Group") have been prepared in accordance with the recognition and measurement principles of Indian Accounting Standard ("Ind AS") prescribed under section 133 of the Companies Act 2013 (the "Act") read with relevant rules issued thereunder and the other accounting principles generally accepted in India.
- 2 The Audited Consolidated financial results for the quarter / Year ended March 31, 2023 have been reviewed by the Audit Committee and subsequently approved by the Board of Directors of the Company at it's meeting held on May 30, 2023 in accordance with the requirement of Regulation 33 and Regulation 52 read with Regulation 63(2) of the SEBI (Listing Obligations and Disclosure Requirements) Regulations, 2015, as amended.
- 3 The Company reports quarterly / yearly financial results of the Group on a consolidated basis, pursuant to Regulation 33 and 52 of the SEBI (Listing Obligations and Disclosure Requirements) Regulations, 2015 as amended read with circular dated July 5, 2016. The standalone financial results are available on the website of the Company at [www.armanindia.com](http://www.armanindia.com), the website of BSE Limited ("BSE") at [www.bseindia.com](http://www.bseindia.com) and on the website of National Stock Exchange of India Limited ("NSE") at [www.nseindia.com](http://www.nseindia.com).
- 4 The Group is engaged primarily in the business of financing and all its operations are in India only. Accordingly, there is no separate reportable segment as per Ind AS 108 on 'Operating Segments' in respect of the Company.
- 5 Disclosures in compliance with Regulation 52 (4) and 54(2) of the SEBI (Listing Obligations and Disclosure Requirements) Regulations, 2015 for the year ended March 31, 2023 is attached herewith.
- 6 Figures for the quarter ended March 31, 2023 and March 31, 2022 are the balancing figures between audited figures in respect of the full financial year and the published year to date figures upto the end of third quarter of the respective financial year, which were subjected to Limited Review.
- 7 Figures of previous reporting periods have been regrouped/ reclassified wherever necessary to correspond with the figures of the current reporting period.

Date: 30.05.2023  
Place: Ahmedabad



**For, Arman Financial Services Limited**

  
Jayendra Patel  
Vice Chairman & Managing Director  
DIN-00011814



## ARMAN FINANCIAL SERVICES LIMITED

Consolidated Balance Sheet as at March 31, 2023

(Rs. in Lakhs)

Particulars	March 31, 2023	March 31, 2022
<b>ASSETS</b>		
<b>(1) Financial Assets</b>		
(a) Cash and cash equivalents	2,622.12	7,552.76
(b) Bank Balance other than (a) above	40,409.67	6,681.27
(c) Loans	153,670.75	105,760.67
(d) Investments	1,947.93	591.74
(e) Other Financial assets	2,888.59	1,299.67
<b>(2) Non-financial Assets</b>		
(a) Current tax assets (Net)	-	-
(b) Deferred tax Assets (Net)	1,546.51	1,651.02
(c) Property, Plant and Equipment	482.28	329.86
(d) Other Intangible Assets	34.04	35.34
(e) Intangible assets under development	-	2.62
(f) Right of Use Assets	94.03	121.93
(g) Other non-financial assets	120.49	112.89
<b>Total Assets</b>	<b>203,816.41</b>	<b>124,139.76</b>
<b>LIABILITIES AND EQUITY</b>		
<b>LIABILITIES</b>		
<b>(1) Financial Liabilities</b>		
(a) Trade Payables		
(i) total outstanding dues of micro enterprises and small enterprises	-	-
(ii) total outstanding dues of creditors other than micro enterprises and small enterprises	161.88	154.88
(b) Debt Securities	24,335.49	19,507.59
(c) Borrowings (Other than Debt Securities)	129,747.16	76,961.46
(d) Subordinated Liabilities	6,358.45	2,500.00
(e) Other financial liabilities	5,629.41	3,226.80
<b>(2) Non-Financial Liabilities</b>		
(a) Provisions	199.71	115.74
(b) Current Tax Liabilities (Net)	459.56	274.23
(c) Other non-financial liabilities	355.70	130.45
<b>(3) EQUITY</b>		
(a) Equity Share capital	849.23	849.16
(b) Other Equity	35,719.82	20,419.45
<b>Total Liabilities and Equity</b>	<b>203,816.41</b>	<b>124,139.76</b>






## ARMAN FINANCIAL SERVICES LIMITED


### CONSOLIDATED CASH FLOW STATEMENT FOR THE YEAR ENDED MARCH 31, 2023

(Rs. in Lakhs)

PARTICULARS	March 31, 2023	March 31, 2022
<b>A: Cash from Operating Activities:</b>		
Net profit before taxation	12,495.37	4,551.82
<b>Adjustment For:</b>		
Depreciation and amortisation	87.59	67.38
Interest Income	(38,672.03)	(22,056.71)
Net gain on equity instruments measured through profit and loss	7.25	(17.69)
Finance cost Expense	17,199.63	8,924.95
Provision for impairment on financial assets	188.30	1,268.63
Depriclation on right of use assets	27.90	27.90
(Profit) / loss on sale of property, plant and equipment	-	0.57
Gain on assignment of assets (net of expense)	(1,877.61)	(579.07)
Loss / (Profit) on sale of current investment	(207.62)	(146.72)
Remeasurement of define benefit plan	(46.60)	2.28
Employee stock option plan expense	16.76	8.23
Interest on shortfall of advance Tax	-	36.12
Financial Gaurantee Income	-	-
	<u>(23,276.43)</u>	<u>(12,464.13)</u>
<b>Operating profit before working Capital changes :</b>	<b>(10,781.06)</b>	<b>(7,912.30)</b>
<b>Adjustment For Increase/(Decrease) in Operating Assets:</b>		
Loans and Advances	(48,649.59)	(33,578.69)
Financial Assets	1,222.41	(593.53)
Non Financial Assets	(7.61)	(27.05)
Bank balance other than Cash and Cash equivalents	(33,728.40)	1,398.66
<b>Adjustment For Increase/(Decrease) in Operating Liabilities:</b>		
Trade Payables	34.56	41.68
Other Non Financial liability	188.28	(20.37)
Other Financial Liabilities	152.02	390.03
Subordinated Debts	269.83	-
Provision	2,045.79	26.20
	<u>(78,472.70)</u>	<u>(32,363.07)</u>
<b>Cash Generated From Operations</b>	<b>(89,253.76)</b>	<b>(40,275.38)</b>
Interest Income Received	37,685.39	22,355.79
Finance Cost Paid	(17,070.85)	(8,395.72)
Income tax paid	(2,662.68)	(1,754.95)
	17,951.87	12,205.12
<b>Net Cash From Operating Activities:</b>	<b>(71,301.90)</b>	<b>(28,070.26)</b>
<b>B: Cash Flow From Investing Activities:</b>		
Purchase of Property, Plant & Equipment	(236.10)	(87.39)
Sale of Property, Plant & Equipment	-	0.18
Purchase of Investments	(48,752.21)	(50,845.53)
Proceeds from Sale/redemption of investments	47,726.68	50,735.92
<b>Net Cash from Investment Activities:</b>	<b>(1,261.63)</b>	<b>(196.82)</b>



<b>C: Cash Flow From Financing Activities :</b>		
Proceeds from issue of share capital (Including Premium)	0.38	1.60
Dividend paid	-	-
Share Issue Expense	-	-
Proceeds from issue of OCRPS (Including Premium)	3,824.96	-
Proceeds from issue of CCD	7,679.97	-
Proceeds from long term borrowings	125,215.22	72,235.36
Repayment of borrowings	(84,587.75)	(40,978.32)
Repayment of CCD	(485.92)	-
Net increase / (decrease) in working capital borrowings	16,011.85	(4,209.51)
Repayment of Principal Component of Lease Liability	(25.83)	(21.06)
<b>Net Cash from Financing Activities:</b>	<b>67,632.87</b>	<b>27,028.06</b>
<b>Net Increase in Cash &amp; Cash Equivalents</b>	<b>(4,930.65)</b>	<b>(1,239.01)</b>
Cash & cash equivalents at the beginning	7,552.76	8,791.77
Cash & cash equivalents at the end	2,622.12	7,552.76





***talati & talati llp***  
*Chartered Accountants*

**Independent Auditor's Report on Standalone Financial Results of Arman Financial Services Limited pursuant to the requirements of Regulation 33 and 52 of the SEBI (Listing Obligations and Disclosure Requirements) Regulations, 2015, as amended ("Listing Regulations").**

---

To  
The Board of Directors of  
**ARMAN FINANCIAL SERVICES LIMITED**

**Report on the Audit of the Standalone Financial Results**

**OPINION**

1. We have audited the accompanying statement of standalone financial results of **Arman Financial Services Limited** ("the Company") for the quarter ended on March 31, 2023 and the year to date results for the period from April 1, 2022 to March 31, 2023 ("the Statement"), being submitted by Company pursuant to the requirements of Regulation 33 and 52 of the SEBI (Listing Obligations and Disclosure Requirements) Regulations, 2015, as amended ("Listing Regulations").
2. In our Opinion and to the best of our information and according to the explanations given to us, the aforesaid annual financial results:
  - 2.1. is presented in accordance with the requirements of regulation 33 and 52 of the Listing regulations in this regard; and
  - 2.2. give a true and fair view in conformity with the recognition and measurement principles laid down in the applicable Indian accounting standards ("Ind AS") and other accounting principles generally accepted in India, of the net Profit and other comprehensive loss and other financial information for the quarter ended on March 31, 2023 and for the year to date period from April 1, 2022 to March 31, 2023.


**BASIS FOR OPINION**

3. We conducted our audit of the Statement in accordance with the Standards on Auditing (SAs) specified under section 143(10) of the Companies Act 2013. Our responsibilities under those Standards are further described in the Auditor's Responsibility for the Audit of the Financial Statements section of our report. We are independent of the Company in accordance with the Code of Ethics issued by the Institute of Chartered Accountants

Talati & Talati LLP, a Limited Liability Partnership bearing LLP identification NO. AAO-8149

AMBICA CHAMBERS, NEAR OLD HIGH COURT, NAVRANGPURA, AHMEDABAD 380 009.  
TEL. : 2754 4571 / 72 / 74, www.talatiandtlati.com

Also at : **VADODARA** (0265) 235 5053 / 73 • **SURAT** (0261) 236 1236 • **ANAND** (02692) 656 405  
**MUMBAI** (022) 2683 3041 / 42 • **DELHI** (011) 3255 3900 • **KOCHI** (0484) 640 0102



with these requirements and the Code of Ethics. We believe that the audit evidence obtained by us is sufficient and appropriate to provide a basis for our audit opinion.

#### **MANAGEMENT'S RESPONSIBILITIES FOR STANDALONE FINANCIAL RESULTS**

4. The Standalone Financial Results has been prepared on the basis of the standalone annual financial statements. The Company's Board of Directors are responsible for the preparation and presentation of the Standalone financial results for the quarter ended on March 31, 2023 that give a true and fair view of the net profit or loss and other comprehensive income or loss and other financial information in accordance with the recognition and measurement principles laid down in Ind AS prescribed under Section 133 of the Act read with relevant rules issued thereunder and other accounting principles generally accepted in India and in compliance with the Regulation 33 and 52 of the Listing Regulations. This responsibility also includes maintenance of adequate accounting records in accordance with the provisions of the Act for safeguarding of the assets of the Company and for preventing and detecting frauds and other irregularities; selection and application of appropriate accounting policies; making judgments and estimates that are reasonable and prudent; and design, implementation and maintenance of adequate internal financial controls that were operating effectively for ensuring the accuracy and completeness of the accounting records, relevant to the preparation and presentation of the Statement that give a true and fair view and are free from material misstatement, whether due to fraud or error.
5. In preparing the Standalone financial results, the Board of Directors is responsible for assessing the Company's ability to continue as a going concern, disclosing, as applicable, matters related to going concern and using the going concern basis of accounting unless Board of Directors either intends to liquidate the Company or to cease operations, or has no realistic alternative but to do so.
6. The Board of Directors are also responsible for overseeing the company's financial reporting process.

#### **AUDITOR'S RESPONSIBILITIES**

7. Our objectives are to obtain reasonable assurance about whether the Standalone Financial results as a whole are free from material misstatement, whether due to fraud or error, and to issue an auditor's report that includes our opinion. Reasonable assurance is a high level of assurance, but is not a guarantee that an audit conducted in accordance with SAs will always detect a material misstatement when it exists. Misstatements can arise from fraud or error and are considered material if, individually or in the aggregate, they could reasonably be expected to influence the economic decisions of users taken on the basis of these Standalone financial results.



8. As part of an audit in accordance with SAs, we exercise professional judgment and maintain professional skepticism throughout the audit. We also:
- a) Identify and assess the risks of material misstatement of the financial results, whether due to fraud or error, design and perform audit procedures responsive to those risks, and obtain audit evidence that is sufficient and appropriate to provide a basis for our opinion. The risk of not detecting a material misstatement resulting from fraud is higher than for one resulting from error, as fraud may involve collusion, forgery, intentional omissions, misrepresentations, or the override of internal control.
  - b) Obtain an understanding of internal control relevant to the audit in order to design audit procedures that are appropriate in the circumstances, but not for the purpose of expressing an opinion on the effectiveness of the company's internal control.
  - c) Evaluate the appropriateness of accounting policies used and the reasonableness of accounting estimates and related disclosures in standalone financial results made by the management and Board of Director.
  - d) Conclude on the appropriateness of the Board of Directors' use of the going concern basis of accounting and, based on the audit evidence obtained, whether a material uncertainty exists related to events or conditions that may cast significant doubt on the Company's ability to continue as a going concern. If we conclude that a material uncertainty exists, we are required to draw attention in our auditor's report to the related disclosures in the results or, if such disclosures are inadequate, to modify our opinion. Our conclusions are based on the audit evidence obtained up to the date of our auditor's report. However, future events or conditions may cause the Company to cease to continue as a going concern.
  - e) Evaluate the overall presentation, structure and content of the standalone financial results, including the disclosures, and whether the standalone financial results represent the underlying transactions and events in a manner that achieves fair presentation.
9. Materiality is the magnitude of misstatements in the company's financial results that, individually or in aggregate, makes it probable that the economic decisions of a reasonably knowledgeable user of financial results may be influenced. We consider quantitative materiality and qualitative factors in (i) Planning the scope of our audit work and in evaluating the results of our work; and (ii) to evaluate the effect of any identified misstatements in company's financial results.
10. We communicate with those charged with governance regarding, among other matters, the planned scope and timing of the audit and significant audit findings, including any significant deficiencies in internal control that we identify during our audit.
11. We also provide those charged with governance with a statement that we have complied with relevant ethical requirements regarding independence, and to communicate with



them all relationships and other matters that may reasonably be thought to bear on our independence, and where applicable, related safeguards.

#### OTHER MATTERS

12. The Standalone financial results includes the results for the quarter ended 31 March 2023 being the balancing figure between the audited figures in respect of the full financial year and the published unaudited year to date figures up to the third quarter of the current financial year which were subjected to limited review.

For Talati and Talati LLP  
Chartered Accountants  
FRN: 110758W/W100377



*Kushal U. Talati*

CA Kushal U. Talati  
Partner  
Membership No. 188150

Place: Ahmedabad

Date: May 30, 2023

UDIN: 23188150 BGRHGN9948





## ARMAN FINANCIAL SERVICES LIMITED


Reg. off: 502-503, SAKAR III, OPP. OLD HIGH COURT, AHMEDABAD-380014

CIN:L55910GJ1992PLC018623 Ph-079-40507000; E-mail: finance@armanindia.com; Website: www.armanindia.com

STATEMENT OF STANDALONE AUDITED FINANCIAL RESULTS FOR THE QUARTER / YEAR ENDED MARCH 31, 2023

(Rs. In Lakh except per share data)

Sr.No.	Particulars	Quarter Ended			Year Ended	
		31.03.2023	31.12.2022	31.03.2022	31.03.2023	31.03.2022
		Refer note-5	Unaudited	Refer note-5	Audited	Audited
<b>1</b>	<b>Income from operations</b>					
	a. Revenue from Operations					
	i. Interest Income based on Effective Interest Method	2,657.58	2,267.02	1,957.43	9,070.48	6,116.69
	ii. Fees and Commission Income	90.40	83.58	41.10	322.24	171.87
	iii. Net Gain on Fair Value Changes of Assets through Profit & Loss	16.06	18.12	(9.24)	46.52	37.58
	<b>Total revenue from Operations</b>	<b>2,764.04</b>	<b>2,368.73</b>	<b>1,989.29</b>	<b>9,439.24</b>	<b>6,326.14</b>
	b. Other Income	(17.28)	78.61	112.50	174.79	295.71
	<b>Total Income</b>	<b>2,746.75</b>	<b>2,447.34</b>	<b>2,101.79</b>	<b>9,614.02</b>	<b>6,621.85</b>
<b>2</b>	<b>Expenses</b>					
	a. Finance Cost	944.04	939.35	414.12	3,069.78	1,789.01
	b. Impairment losses on financial assets	138.91	(19.95)	94.21	210.01	733.49
	c. Employees benefits expense	469.06	453.35	361.62	1,765.22	1,279.78
	d. Depreciation and amortisation expense	3.40	3.26	2.67	13.03	10.03
	e. Other expenses	221.62	195.72	228.67	797.04	679.58
	<b>Total Expenses</b>	<b>1,777.04</b>	<b>1,571.73</b>	<b>1,101.28</b>	<b>5,855.07</b>	<b>4,491.89</b>
<b>3</b>	<b>Profit / (Loss) before an Exceptional and Tax (1-2)</b>	<b>969.71</b>	<b>875.61</b>	<b>1,000.51</b>	<b>3,758.95</b>	<b>2,129.96</b>
<b>4</b>	<b>Exceptional Items</b>	-	-	-	-	-
<b>5</b>	<b>Profit / (Loss) before Tax (3 - 4)</b>	<b>969.71</b>	<b>875.61</b>	<b>1,000.51</b>	<b>3,758.95</b>	<b>2,129.96</b>
<b>6</b>	<b>Tax Expense (net)</b>					
	- Current tax	205.70	164.20	135.70	787.90	490.10
	- Short / (excess) Provision of Income Tax of earlier years	-	-	-	-	-
	- Deferred tax liability / (asset)	58.51	42.02	101.09	134.90	16.42
	<b>Net Tax Expenses</b>	<b>264.21</b>	<b>206.22</b>	<b>236.79</b>	<b>922.80</b>	<b>506.52</b>
<b>7</b>	<b>Profit for the period / year from continuing operations (5-6)</b>	<b>705.50</b>	<b>669.39</b>	<b>763.72</b>	<b>2,836.15</b>	<b>1,623.44</b>
<b>8</b>	<b>Profit / (loss) from discontinued operations</b>	-	-	-	-	-
<b>9</b>	<b>Tax expense of discontinued operations</b>	-	-	-	-	-
<b>10</b>	<b>Profit / (loss) from discontinued operations (after tax) (8-9)</b>	-	-	-	-	-
<b>11</b>	<b>Profit for the period / year (7+10)</b>	<b>705.50</b>	<b>669.39</b>	<b>763.72</b>	<b>2,836.15</b>	<b>1,623.44</b>
<b>12</b>	<b>Other comprehensive income / (loss)</b>					
	(a) (i) Items that will not be reclassified to profit and loss					
	- Fair valuation gain / (loss) on financial instruments measured at FVOCI	-	-	-	-	-
	- Remeasurement of Defined Benefit Obligations	(28.45)	2.05	2.78	(22.28)	8.23
	(ii) Income tax relating to items that will not be reclassified to profit and loss	7.16	(0.51)	(0.70)	5.61	(2.07)
	<b>Sub Total (a)</b>	<b>(21.29)</b>	<b>1.54</b>	<b>2.08</b>	<b>(16.67)</b>	<b>6.16</b>
	(b) (i) Items that will be reclassified to profit and loss					
	- Fair Value changes on Advances	(76.64)	36.56	(36.98)	(134.54)	(173.41)
	(ii) Income tax relating to items that will not be reclassified to profit and loss	19.29	(9.20)	9.31	33.86	43.64
	<b>Sub Total (b)</b>	<b>(57.35)</b>	<b>27.36</b>	<b>(27.67)</b>	<b>(100.68)</b>	<b>(129.77)</b>
	<b>Net Other comprehensive income / (loss) (a)+(b)</b>	<b>(78.64)</b>	<b>28.90</b>	<b>(25.59)</b>	<b>(117.35)</b>	<b>(123.61)</b>
<b>13</b>	<b>Total Comprehensive Income</b>	<b>626.85</b>	<b>698.29</b>	<b>738.12</b>	<b>2,718.80</b>	<b>1,499.83</b>
	<b>Paid up Equity Share capital (face value of Rs. 10/-)</b>	<b>849.23</b>	<b>849.23</b>	<b>849.16</b>	<b>849.23</b>	<b>849.16</b>
<b>14</b>	<b>Earnings per share (in Rs.) (Not Annualised)</b>					
	(a) Basic EPS	8.31	7.88	9.00	33.40	19.12
	(b) Diluted EPS	7.94	7.87	8.99	33.02	19.12





**Notes**

- 1 These Audited standalone financial results have been prepared in accordance with the recognition and measurement principles of Indian Accounting Standard ("Ind AS") prescribed under section 133 of the Companies Act 2013 (the "Act") read with relevant rules issued thereunder and the other accounting principles generally accepted in India.
- 2 The Audited standalone financial results for the quarter / Year ended March 31, 2023 have been reviewed by the Audit Committee and subsequently approved by the Board of Directors of the Company at its meeting held on May 30, 2023 in accordance with the requirement of Regulation 33 and Regulation 52 read with Regulation 63(2) of the SEBI (Listing Obligations and Disclosure Requirements) Regulations, 2015, as amended.
- 3 The Company is engaged primarily in the business of financing and all its operations are in India only. Accordingly, there is no separate reportable segment as per Ind AS 108 on 'Operating Segments' in respect of the Company.
- 4 Disclosures in compliance with Regulation 52 (4) and 54(2) of the SEBI (Listing Obligations and Disclosure Requirements) Regulations, 2015 for the year ended March 31, 2023 is attached herewith.
- 5 Figures for the quarter ended March 31, 2023 and March 31, 2022 are the balancing figures between audited figures in respect of the full financial year and the published year to date figures upto the end of third quarter of the respective financial year, which were subjected to Limited Review.
- 6 Figures of previous reporting periods have been regrouped/ reclassified wherever necessary to correspond with the figures of the current reporting period.

Date: 30.05.2023  
Place: Ahmedabad

**For, Arman Financial Services Limited**



  
Jayendra Patel  
Vice Chairman & Managing Director  
DIN-00011814

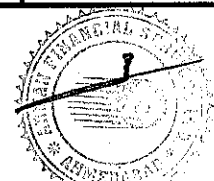


## ARMAN FINANCIAL SERVICES LIMITED

### Standalone Balance Sheet as at March 31, 2023

(Rs. In lakhs)

	Particulars	March 31, 2023	March 31, 2022
	<b>ASSETS</b>		
<b>(1)</b>	<b>Financial Assets</b>		
(a)	Cash and cash equivalents	144.29	3,101.93
(b)	Bank Balance other than (a) above	6,395.20	756.52
(c)	Loans	29,696.88	18,829.51
(d)	Investments	19,643.87	9,304.06
(e)	Other Financial assets	190.29	109.83
<b>(2)</b>	<b>Non-financial Assets</b>		
(a)	Current tax assets (Net)	176.10	17.40
(b)	Deferred tax assets (Net)	368.21	463.64
(c)	Property, plant and equipment	80.07	81.22
(d)	Other intangible assets	3.19	0.40
(e)	Intangible asset under development	-	2.62
(f)	Other non-financial assets	53.01	73.11
	<b>Total Assets</b>	<b>56,751.11</b>	<b>32,740.23</b>
	<b>LIABILITIES AND EQUITY</b>		
	<b>LIABILITIES</b>		
<b>(1)</b>	<b>Financial Liabilities</b>		
(a)	Trade Payables		
	(i) total outstanding dues of micro enterprises and small enterprises	-	-
	(ii) total outstanding dues of creditors other than micro enterprises and small enterprises	43.13	70.69
(b)	Debt securities	10,183.09	6,728.57
(c)	Borrowings (Other than debt securities)	17,661.69	10,569.96
(d)	Subordinated liabilities	4,358.45	500.00
(e)	Other financial liabilities	744.71	427.39
<b>(2)</b>	<b>Non-Financial Liabilities</b>		
(a)	Provisions	67.58	39.93
(b)	Other non-financial liabilities	756.18	308.40
<b>(3)</b>	<b>EQUITY</b>		
(a)	Equity Share capital	849.23	849.16
(b)	Other Equity	22,087.05	13,246.14
	<b>Total Liabilities and Equity</b>	<b>56,751.11</b>	<b>32,740.23</b>






## ARMAN FINANCIAL SERVICES LIMITED

STANDLAONE CASH FLOW STATEMENT FOR THE YEAR ENDED MARCH 31, 2023

(Rs. In Lakhs)

PARTICULARS	March 31, 2023	March 31, 2022
<b>A: Cash from Operating Activities:</b>		
Net profit before taxation	3,758.95	2,129.96
<b>Adjustment For:</b>		
Depreciation and amortisation	13.03	10.03
Interest Income	(9,070.48)	(6,116.69)
Finance cost Expense	3,069.78	1,789.01
Provision for impairment on financial assets	(635.16)	77.54
Loss / (Profit) on sale of Current Investment	(46.52)	(37.58)
Remeasurement of define benefit plan	(22.28)	8.23
Employee Stock Option Plan Expense	8.81	4.41
Interest on shortfall of advance Tax	-	16.05
Financial Gaurantee Income	(174.79)	(295.71)
	<u>(6,857.59)</u>	<u>(4,544.70)</u>
<b>Operating profit before working Capital changes :</b>	<b>(3,098.64)</b>	<b>(2,414.74)</b>
<b>Adjustment For Increase/(Decrease) in Operating Assets:</b>		
Loans and Advances .	(10,366.76)	(3,965.20)
Financial Assets	44.28	(15.92)
Non Financial Assets	20.10	(2.96)
Bank balance other than Cash and Cash equivalents	(5,638.69)	1,021.94
<b>Adjustment For Increase/(Decrease) in Operating Liabilities:</b>		
Other Non Financial liability	131.97	7.90
Other Financial Liabilities	58.74	(0.24)
Subordinated Debts	269.83	-
Provision	27.66	0.73
	<b>(15,452.87)</b>	<b>(2,953.75)</b>
<b>Cash Generated From Operations</b>	<b>(18,551.51)</b>	<b>(5,368.49)</b>
Interest Income Received	8,945.74	6,187.57
Finance Cost Paid	(3,033.99)	(1,831.16)
Income tax paid	(946.60)	(562.35)
<b>Net Cash From Operating Activities:</b>	<b>(13,586.36)</b>	<b>(1,574.43)</b>
<b>B: Cash Flow From Investing Activities:</b>		
Purchase of Property, Plant & Equipment	(12.04)	(18.00)
Purchase of investments	(31,608.62)	(12,553.40)
Sale of investments	21,658.03	9,837.08
<b>Net Cash from Investment Activities:</b>	<b>(9,962.63)</b>	<b>(2,734.33)</b>
<b>C: Cash Flow From Financing Activities :</b>		
Proceeds from issue of share capital (including Premium)	0.38	1.60
Dividend paid	-	-
Proceeds from issue of OCRPS (including Premium)	3,824.96	-
Proceeds from issue of CCD	7,679.97	-
Proceeds from long term borrowings	13,676.60	11,800.00
Repayment of borrowings	(8,475.08)	(6,776.99)
Repayment of CCD	(485.92)	-
Net increase / (decrease) in working capital borrowings	4,370.45	(2,520.48)
<b>Net Cash from Financing Activities:</b>	<b>20,591.36</b>	<b>2,504.13</b>
<b>Net Increase in Cash &amp; Cash Equivalents</b>	<b>(2,957.64)</b>	<b>(1,804.64)</b>
<b>Cash &amp; cash equivalents at the beginning</b>	<b>3,101.93</b>	<b>4,906.56</b>
<b>Cash &amp; cash equivalents at the end</b>	<b>144.29</b>	<b>3,101.93</b>






## Arman Financial Services Limited

501-504, SAKAR III, OPP. OLD HIGH COURT, OFF ASHRAM ROAD, AHMEDABAD-380 014. GUJARAT, INDIA  
PH. : +91-79-40507000, 27541989 e-mail : finance@armanindia.com Web : www.armanindia.com CIN : L55910GJ1992PLC018623

### Disclosure in compliance with Regulation 52(4) of the SEBI (Listing Obligations & Disclosure Requirements) Regulations, 2015 for the year ended as on March 31, 2023

SRN	Particulars	Ratio	
		INE109C07055	INE109C07063
1.	Credit Rating & Change in rating (if any)	PP MLD [ACUITE] A- (Stable)	
2.	Debt-equity ratio	1.40	
3.	Debt service coverage ratio	N.A.	
4.	Interest service coverage ratio	N.A.	
5.	Outstanding redeemable preference shares (quantity and value)	Nil	
6.	Capital redemption reserve	N.A.	
7.	Debenture redemption reserve	N.A.	
8.	Net worth (₹ in lakhs)	22,936.28	
9.	Net profit after tax for the year ended 31.03.2023 (₹ in lakhs)	2,836.15	
10.	Earnings per share (in ₹): Basic For the year ended 31.03.2023 Diluted For the year ended 31.03.2023	33.40 33.02	
11.	Current ratio	N.A.	
12.	Long term debt to working capital	N.A.	
13.	Bad debts to Account receivable ratio	N.A.	
14.	Current liability ratio	N.A.	
15.	Total debts to total assets	57.00%	
16.	Debtors turnover	N.A.	
17.	Inventory turnover	N.A.	
18.	Operating margin	N.A.	
19.	Net profit margin for the period ended 31.03.2023 (%)	30.05%	
20.	Sector specific equivalent ratios: GNPA (%) NNPA (%) CRAR (%)	02.64% 00.63% 32.61%	
21.	previous due date for the payment of interest/ dividend for non-convertible redeemable preference shares/ repayment of principal of non-convertible preference shares /non convertible debt securities	N.A.	
22.	next due date for the payment of interest /principal along with the amount of interest/ dividend of non-convertible preference shares payable and the redemption amount	April 4, 2024	July 24, 2024





## Arman Financial Services Limited

501-504, SAKAR III, OPP. OLD HIGH COURT, OFF ASHRAM ROAD, AHMEDABAD-380 014. GUJARAT, INDIA  
PH. : +91-79-40507000, 27541989 e-mail : finance@armanindia.com Web : www.armanindia.com CIN : L55910GJ1992PLC018623

### Asset Cover Ratio:

The secured market linked non-convertible debentures issued by the Company are fully secured by first pari passu charge by way of hypothecation on book debts of the Company to the extent stated in the information memorandum read with underlying debenture trust deed. Further the Company has maintained asset cover as stated in Information Memorandum which is sufficient to discharge the principal amount and other dues for the market linked non-convertible debentures issued.

### ANNEXURE A

Details of redemption & payment of interest during last quarter ending 31.03.2023:

Series / Tranche	Type (Principal / Interest)	Due date of payment	Amount (Rs.)	Actual date of payment
NIL				

### ANNEXURE B

Details of redemption & interest due in the next quarter i.e. 01.04.2023 to 01.06.2023:


Series / Tranche	Type (Principal / Interest)	Due date of payment	Amount (Rs.)
NIL			

### ANNEXURE C

Details of Debenture Redemption Reserve (If applicable): **Not Applicable for NBFC**

Series / Tranche	Amount of issue Rs. (In Cr.)	DRR required to be created (In Cr.)	DRR created upto 31.03.2023 (In Cr.)	Funds invested for debentures maturing during the year
N.A.				

For, Arman Financial Services Limited

  
Jayendra Patel  
Managing Director  
(DIN: 00011814)





## Arman Financial Services Limited

501-504, SAKAR III, OPP. OLD HIGH COURT, OFF ASHRAM ROAD, AHMEDABAD-380 014. GUJARAT, INDIA  
PH. : +91-79-40507000, 27541989 e-mail : finance@armanindia.com Web : www.armanindia.com CIN : L55910GJ1992PLC018623

Date: May 30, 2023

To, BSE Limited P. J. Tower, Dalal Street, Mumbai-400001	To, National Stock Exchange of India Limited "Exchange Plaza" C-1, Block G, Bandra Kurla Complex, Bandra, Mumbai- 400051
Script Code: 531179 ISIN: INE109C01017	Symbol: ARMANFIN Series: EQ

Dear Sir,

**Sub: Declaration Pursuant to Regulation 33(3)(d) and 52(3)(a) of SEBI (Listing Obligations & Disclosure Requirements) Regulation, 2015.**

### Declaration

We hereby declare that the statutory Auditors, M/s Talati & Talati LLP, Chartered Accountant have issued Audit Report(s) with unmodified opinion on Standalone & Consolidated Audited Financial Results for the quarter / year ended on March 31, 2023.

This declaration is issued in compliance of Regulation 33(3)(d) and 52(3)(a) of SEBI (Listing Obligations & Disclosure Requirements) Regulation, 2015.

Kindly take it on your record.

Yours faithfully,

For, Arman Financial Services Limited

Vivek Modi  
Group C.F.O.

